374
Hydraulic Excavator

Technical Specifications

Configurations and features may vary by region. Please consult your Cat® dealer for availability in your area.

Table of Contents

Specifications . . . 2

- Engine . . . 2
- Swing Mechanism . . . 2
- Weights . . . 2
- Track . . . 2
- Drive . . . 2
- Air Conditioning System . . . 2
- Hydraulic System . . . 2
- Service Refill Capacity . . . 2
- Standards . . . 2
- Sound Performance . . . 2
- Operating Weights and Ground Pressures . . . 3
- Major Component Weights . . . 4
- Dimensions . . . 5
- Working Ranges and Forces . . . 7
- Reach Boom Lift Capacities . . . 8
- Mass Boom Lift Capacities . . . 11
- Bucket Specifications and Compatibility . . . 17
- Attachments Offering Guide . . . 18

Standard and Optional Equipment . . . 19

Dealer Installed Kits and Attachments . . . 21

Cab Options . . . 22

374 Hydraulic Excavator Specifications

Engine

Engine Model	Cat® C15	
Engine Power – ISO 9249	361 kW	484 hp
Engine Power – ISO 14396	362 kW	485 hp
Bore	137 mm	5.39 in
Stroke	171 mm	6.73 in
Displacement	15.2 L	928 in^3

- Meets U.S. EPA Tier 4 Final, EU Stage V, and Japan 2014 emission standards.
- Recommended for use up to 4500 m (14,760 ft) altitude with engine power derate above 3000 m (9,840 ft).
- ISO 9249 is net power available at the flywheel when the engine is equipped with fan, air cleaner, muffler, and alternator with engine speed at 1,700 rpm.

Swing Mechanism

Swing Speed	6.52 rpm	
Maximum Swing Torque	298 kN·m	220,000 lbf-ft

Weights

Operating Weight	74 700 kg	164,700 lb

- Long Variable Gauge undercarriage, Mass boom, M2.57WB (8'5") stick, XD 4.4 m^3 (5.75 yd^3) bucket, 650 mm (26") HD double grouser shoes and standard counterweight.

Track

Optional Track Shoes Width	650 mm	26 in
Optional Track Shoes Width	750 mm	30 in
Optional Track Shoes Width	900 mm	35 in
Number of Shoes (each side)	47	
Number of Track Rollers (each side)	8	
Number of Carrier Rollers (each side)	3	

Drive

Maximum Gradeability	39.7°/83%	
Maximum Travel Speed	4.1 km/h	2.5 mph
Maximum Drawbar Pull	491 kN	110,359 lbf

Air Conditioning System

The air conditioning system on this machine contains the fluorinated greenhouse gas refrigerant R134a (Global Warming Potential = 1430). The system contains 1.00 kg of refrigerant which, has a CO_2 equivalent of 1.430 metric tonnes.

Hydraulic System

Main System – Maximum Flow – Implement	896 L/min (× 2 pumps)	237 gal/min (× 2 pumps)
Maximum Pressure – Equipment – Implement	37 000 kPa	5,366 psi
Maximum Pressure – Equipment – Lift Mode	38 000 kPa	5,511 psi
Maximum Pressure – Travel	35 000 kPa	5,076 psi
Maximum Pressure – Swing	35 000 kPa	5,076 psi
Boom Cylinder – Bore	190 mm	7 in
Boom Cylinder – Stroke	1792 mm	71 in
Stick Cylinder – Bore	210 mm	8 in
Stick Cylinder – Stroke	2118 mm	83 in
VB Bucket Cylinder – Bore	190 mm	7 in
VB Bucket Cylinder – Stroke	1433 mm	56 in
WB Bucket Cylinder – Bore	200 mm	8 in
WB Bucket Cylinder – Stroke	1457 mm	57 in

Service Refill Capacity

Fuel Tank Capacity	920 L	243 gal
Cooling System	71 L	19 gal
Engine Oil (with filter)	62 L	16 gal
Swing Drive	20 L	5 gal
Final Drive (each)	32 L	9 gal
Hydraulic System (including tank)	620 L	164 gal
Hydraulic Tank (including suction pipe)	326 L	86 gal
DEF Tank	80 L	21 gal

Standards

Brakes	ISO 10265:2008
Cab/FOGS	ISO 10262:1998
Cab/ROPS	ISO 12117-2:2008

Sound Performance

ISO 6395 (external)	108 dB(A)
ISO 6396 (inside cab)	73 dB(A)

- When properly installed and maintained, the cab offered by Caterpillar, when tested with doors and windows closed according to ANSI/SAE J1166 OCT98, meets OSHA and MSHA requirements for operator sound exposure limits in effect at time of manufacture.
- Hearing protection may be needed when operating with an open operator station and cab (when not properly maintained or doors/windows open) for extended periods or in a noisy environment.

Operating Weights and Ground Pressures

Base Machine Configurations	650 mm (26") HD Double Grouser Shoes		750 mm (30") HD Double Grouser Shoes		900 mm (35") HD Double Grouser Shoes	
	Weight kg (lb)	Ground Pressure kPa (psi)	Weight kg (lb)	Ground Pressure kPa (psi)	Weight kg (lb)	Ground Pressure kPa (psi)
Base Frame with Track Rollers and Carrier Rollers						
Standard Counterweight + Long Variable Gauge Undercarriage Base Machine						
Reach Boom + R3.60VB (11'10") Stick + 3.30 m^3 (4.32 yd^3) SD bucket	71 700 (158,200)	106 (15)	72 400 (159,700)	93 (13)	73 400 (161,900)	78 (11)
Mass Boom + M3.0WB (9'10") Stick + 4.40 m^3 (5.75 yd^3) XD bucket	75 000 (165,300)	111 (16)	75 600 (166,700)	97 (14)	76 600 (169,000)	82 (12)
Mass Boom + M2.57WB (8'5") Stick + 4.40 m^3 (5.75 yd^3) XD bucket	74 700 (164,700)	110 (16)	75 400 (166,100)	96 (14)	76 400 (168,400)	81 (12)

All operating weights include a 90% fuel tank with 75 kg (165 lb) operator.

Major Component Weights

	kg	lb
Base Machine Weight: including upperframe, undercarriage, counterweight, boom cylinders, without boom, stick, bucket, stick cylinder, bucket cylinder, tracks, without fuel 612 kg (1,349 lb), operator 75 kg (165 lb), with hydraulic oil 184 kg (406 lb), diesel exhaust fluid 49 kg (108 lb)		
With Standard Counterweight, Swing Frame and Base Frame	48 030	105,880
With Removal Type Counterweight, Swing Frame and Base Frame	48 090	106,020
Track Shoes:		
650 mm (26") HD Double Grouser Track Shoes	8220	18,110
750 mm (30") HD Double Grouser Track Shoes	8890	19,600
900 mm (35") HD Double Grouser Track Shoes	9900	21,840
Two Boom Cylinders	1400	3,080
Weight of 90% Fuel Tank and 75 kg (165 lb) Operator	860	1,880
Counterweights:		
Standard Counterweight	11 240	24,770
Counterweight with Removal Device	11 300	24,910
Swing Frame:		
Standard Swing Frame	6450	14,210
Long Variable Gauge:		
Base Frame with Double Flange Track Rollers and Carrier Rollers	18 850	41,560
Booms (including lines, pins, stick cylinder):		
Reach Boom 7.8 m (25'7")	6960	15,330
Mass Boom 7.0 m (23'0")	7510	16,560
Sticks (including lines, pins, bucket cylinder, bucket linkage):		
Reach Stick R3.60VB (11'10")	3760	8,280
Mass Stick M3.00WB (9'10")	4400	9,710
Mass Stick M2.57WB (8'5")	4130	9,110
Buckets (without linkage):		
3.30 m^3 (4.32 yd^3) Severe Duty for VB	3940	8,680
4.40 m^3 (5.75 yd^3) Extreme Duty for WB	5950	13,110
Quick Couplers:		
CW Dedicated Quick Coupler for VB	1020	2,260
CW Dedicated Quick Coupler for WB	1080	2,370

Dimensions

All dimensions are approximate and may vary depending on bucket selection.

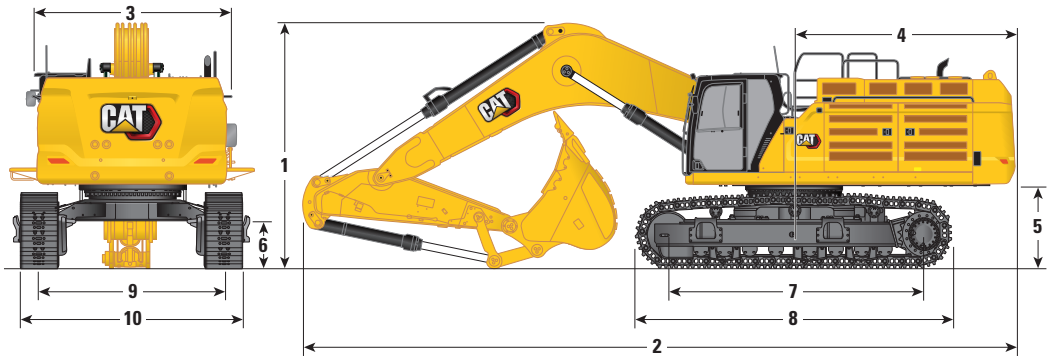

Boom Options	Reach Boom 7.8 m (25'7")		Mass Boom 7.0 m (23'0")			
Stick Options	**Reach Stick**		**Mass Stick**			
	R3.60VB (11'10")		**M2.57WB (8'5")**		**M3.00WB (9'10")**	
1 Machine Height:						
Cab Height	3559 mm	11'8"	3559 mm	11'8"	3559 mm	11'8"
FOGS Height	3702 mm	12'1"	3702 mm	12'1"	3702 mm	12'1"
Handrails Height	3982 mm	13'0"	3982 mm	13'0"	3982 mm	13'0"
With Boom/Stick/Bucket Installed	4519 mm	14'9"	4927 mm	16'1"	4902 mm	16'0"
With Boom/Stick Installed	4287 mm	14'0"	4368 mm	14'3"	4463 mm	14'7"
With Boom Installed	3896 mm	12'9"	3896 mm	12'9"	3896 mm	12'9"
With Boom/Stick/Bucket Installed (with auxiliary lines)	4555 mm	14'11"	4942 mm	16'2"	4918 mm	16'1"
With Boom/Stick Installed (with auxiliary lines)	4319 mm	14'2"	4403 mm	14'5"	4496 mm	14'9"
With Boom Installed (with auxiliary lines)	4033 mm	13'2"	4033 mm	13'2"	4033 mm	13'2"
2 Machine Length:						
With Boom/Stick/Bucket Installed	13 652 mm	44'9"	12 978 mm	42'6"	12 856 mm	42'2"
With Boom/Stick Installed	13 625 mm	44'8"	12 719 mm	41'8"	12 702 mm	41'8"
With Boom Installed	11 855 mm	38'10"	11 011 mm	36'1"	11 011 mm	36'1"
With Boom/Stick/Bucket Installed (with auxiliary lines)	13 652 mm	44'9"	12 978 mm	42'6"	12 856 mm	42'2"
With Boom/Stick Installed (with auxiliary lines)	13 625 mm	44'8"	12 719 mm	41'8"	12 702 mm	41'8"
With Boom Installed (with auxiliary lines)	11 855 mm	38'10"	11 056 mm	36'3"	11 056 mm	36'3"
3 Upperframe Width:						
Without Walkways	3470 mm	11'4"	3470 mm	11'4"	3470 mm	11'4"
With Walkways	4508 mm	14'9"	4508 mm	14'9"	4508 mm	14'9"
Walkways Width	536 mm	1'9"	536 mm	1'9"	536 mm	1'9"
4 Tail Swing Radius	4171 mm	13'8"	4171 mm	13'8"	4171 mm	13'8"
5 Counterweight Clearance (without shoe lug)	1494 mm	4'10"	1494 mm	4'10"	1494 mm	4'10"
6 Ground Clearance (without shoe lug)	782 mm	2'6"	782 mm	2'6"	782 mm	2'6"

(continued on next page)

Dimensions *(continued)*

All dimensions are approximate and may vary depending on bucket selection.

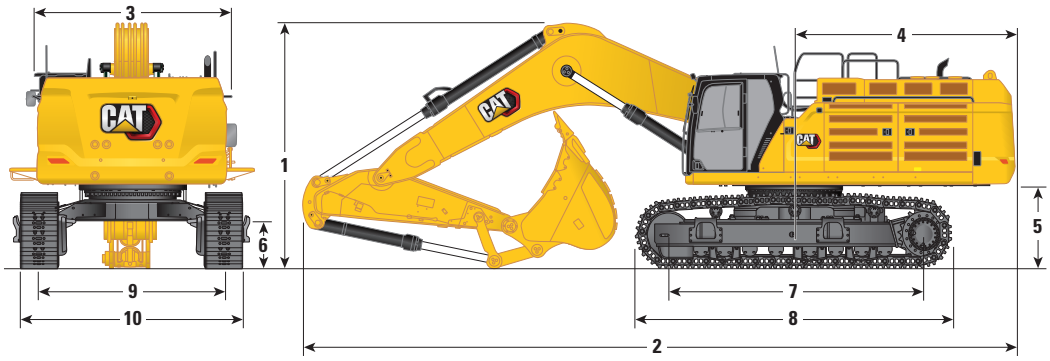

Boom Options	Reach Boom 7.8 m (25'7")		Mass Boom 7.0 m (23'0")			
Stick Options	**Reach Stick**		**Mass Stick**			
	R3.60VB (11'10")		**M2.57WB (8'5")**		**M3.00WB (9'10")**	
7 Length to Center of Rollers	4705 mm	15'5"	4705 mm	15'5"	4705 mm	15'5"
8 Track Length with Double Grouser Shoes	5873 mm	19'3"	5873 mm	19'3"	5873 mm	19'3"
9 Track Gauge:						
Retracted with Double Grouser Shoes	2750 mm	9'0"	2750 mm	9'0"	2750 mm	9'0"
Extended with Double Grouser Shoes	3410 mm	11'2"	3410 mm	11'2"	3410 mm	11'2"
10 Undercarriage Width – Retracted (without steps):						
650 mm (26") Shoes	3400 mm	11'1"	3400 mm	11'1"	3400 mm	11'1"
750 mm (30") Shoes	3500 mm	11'5"	3500 mm	11'5"	3500 mm	11'5"
900 mm (35") Shoes	3650 mm	11'11"	3650 mm	11'11"	3650 mm	11'11"
Undercarriage Width – Retracted (with steps):						
650 mm (26") Shoes	3678 mm	12'0"	3678 mm	12'0"	3678 mm	12'0"
750 mm (30") Shoes	3678 mm	12'0"	3678 mm	12'0"	3678 mm	12'0"
900 mm (35") Shoes	3678 mm	12'0"	3678 mm	12'0"	3678 mm	12'0"
Undercarriage Width – Extended (without steps):						
650 mm (26") Shoes	4060 mm	13'3"	4060 mm	13'3"	4060 mm	13'3"
750 mm (30") Shoes	4160 mm	13'7"	4160 mm	13'7"	4160 mm	13'7"
900 mm (35") Shoes	4310 mm	14'1"	4310 mm	14'1"	4310 mm	14'1"
Undercarriage Width – Extended (with steps):						
650 mm (26") Shoes	4338 mm	14'2"	4338 mm	14'2"	4338 mm	14'2"
750 mm (30") Shoes	4338 mm	14'2"	4338 mm	14'2"	4338 mm	14'2"
900 mm (35") Shoes	4338 mm	14'2"	4338 mm	14'2"	4338 mm	14'2"
Bucket Type:	SD		XD		XD	
Bucket Capacity	3.30 m^3	4.32 yd^3	4.40 m^3	5.75 yd^3	4.40 m^3	5.75 yd^3
Bucket Tip Radius	2240 mm	7'4"	2310 mm	7'6"	2310 mm	7'6"

Working Ranges and Forces

All dimensions are approximate and may vary depending on bucket selection.

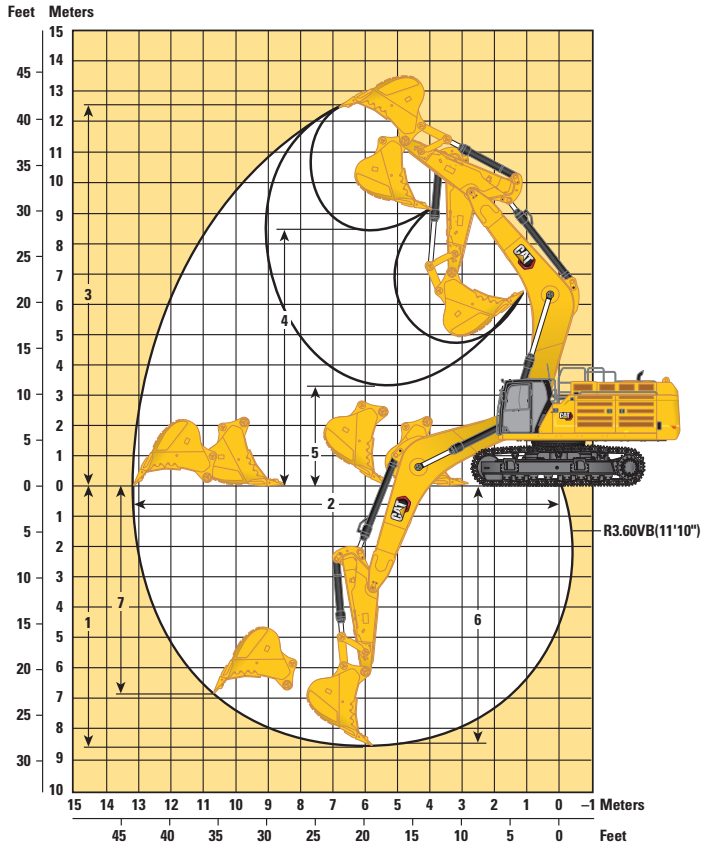

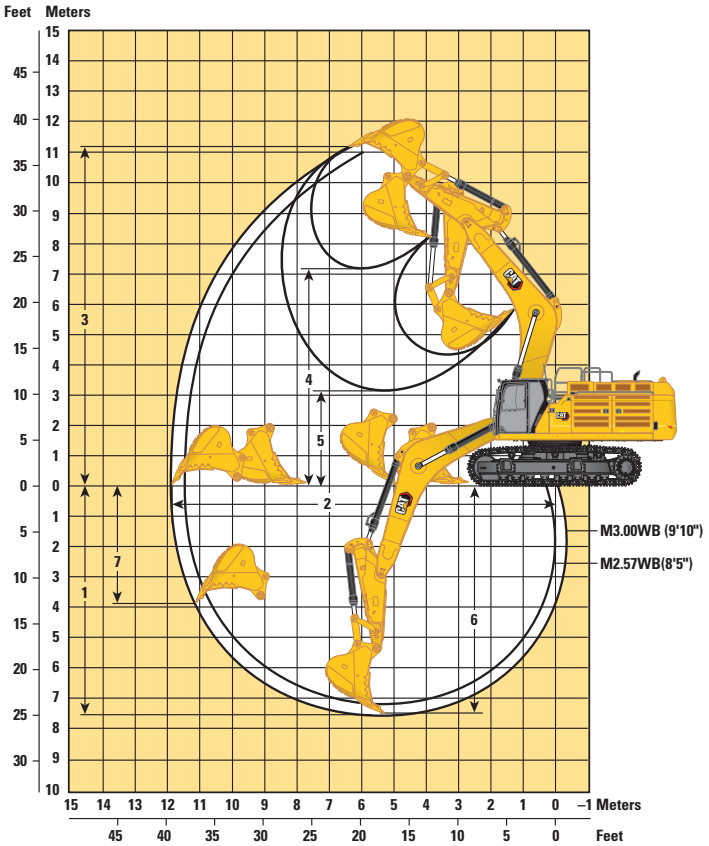

Boom Options	Reach Boom 7.8 m (25'7")		Mass Boom 7.0 m (23'0")			
Stick Options	**Reach Stick**		**Mass Stick**			
	R3.60VB (11'10")		**M2.57WB (8'5")**		**M3.00WB (9'10")**	
1 Maximum Digging Depth	8570 mm	28'1"	7240 mm	23'9"	7660 mm	25'1"
2 Maximum Reach at Ground Line	13 160 mm	43'2"	11 460 mm	37'7"	11 860 mm	38'10"
3 Maximum Cutting Height	12 550 mm	41'2"	11 000 mm	36'1"	11 170 mm	36'7"
4 Maximum Loading Height	8430 mm	27'7"	7050 mm	23'1"	7220 mm	23'8"
5 Minimum Loading Height	3310 mm	10'10"	3470 mm	11'4"	3050 mm	10'0"
6 Maximum Depth Cut for 2440 mm (8'0") Level Bottom	8440 mm	27'8"	7080 mm	23'2"	7520 mm	24'8"
7 Maximum Vertical Wall Digging Depth	6910 mm	22'8"	3620 mm	11'10"	3970 mm	13'0"
Bucket Digging Force (ISO)	358 kN	80,550 lbf	406 kN	91,230 lbf	406 kN	91,330 lbf
Stick Digging Force (ISO)	295 kN	66,390 lbf	352 kN	79,130 lbf	322 kN	72,450 lbf
Bucket Type	SD		XD		XD	
Bucket Capacity	3.30 m^3	4.32 yd^3	4.40 m^3	5.75 yd^3	4.40 m^3	5.75 yd^3
Bucket Tip Radius	2240 mm	7'4"	2310 mm	7'6"	2310 mm	7'6"

374 Hydraulic Excavator Specifications

Reach Boom Lift Capacities – Standard Counterweight** – without Bucket, Heavy Lift: On

Long Variable Gauge Undercarriage

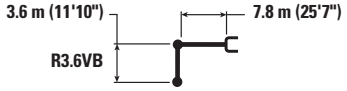

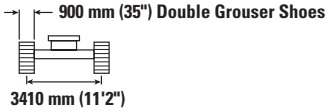

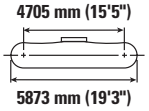

		3000 mm/10'0"		4500 mm/15'0"		6000 mm/20'0"		7500 mm/25'0"		9000 mm/30'0"		10 500 mm/35'0"				
																mm ft/in
10 500 mm **35'0"**	kg **lb**													*16 150 ***36,000**	*16 150 ***36,000**	7760 **24'10"**
9000 mm **30'0"**	kg **lb**									*15 700	15 250			*15 100 ***33,400**	15 050 ***33,400**	9070 **29'4"**
7500 mm **25'0"**	kg **lb**							*16 950 ***36,900**	*16 950 ***36,900**	*15 750 ***34,400**	15 200 **32,600**			*14 650 ***32,350**	12 650 **28,250**	9980 **32'6"**
6000 mm **20'0"**	kg **lb**					*21 500 ***46,400**	*21 500 ***46,400**	*18 300 ***39,700**	*18 300 ***39,700**	*16 350 ***35,600**	14 850 **31,900**	*15 200	11 450	*14 650 ***32,250**	11 250 **25,000**	10 610 **34'8"**
4500 mm **15'0"**	kg **lb**					*24 750 ***53,350**	*24 750 ***53,350**	*20 050 ***43,350**	18 900 **40,750**	*17 250 ***37,500**	14 350 **30,850**	15 350 **33,000**	11 250 **24,200**	14 250 **31,500**	10 450 **23,050**	10 990 **35'11"**
3000 mm **10'0"**	kg **lb**					*27 700 ***59,750**	24 850 **53,600**	*21 700 ***46,950**	18 000 **38,850**	*18 200 ***39,500**	13 850 **29,800**	15 050 **32,400**	11 000 **23,600**	13 750 **30,250**	10 000 **22,050**	11 150 **36'6"**
1500 mm **5'0"**	kg **lb**					*29 400 ***63,550**	23 750 **51,200**	*22 900 ***49,550**	17 300 **37,300**	18 600 **40,000**	13 400 **28,850**	14 800 **31,850**	10 750 **23,100**	13 650 **30,000**	9900 **21,750**	11 110 **36'5"**
0 mm **0'0"**	kg **lb**			***37,700**	***37,700**	*29 600 ***64,150**	23 200 **49,950**	*23 300 ***50,500**	16 850 **36,300**	18 250 **39,300**	13 100 **28,200**	14 650 **31,500**	10 550 **22,750**	13 950 **30,750**	10 100 **22,250**	10 860 **35'7"**
–1500 mm **–5'0"**	kg **lb**			*26 800 ***61,450**	*26 800 ***61,450**	*28 550 ***61,950**	23 050 **49,600**	*22 850 ***49,450**	16 650 **35,850**	18 100 **39,000**	12 950 **27,900**			14 850 **32,700**	10 700 **23,600**	10 390 **34'0"**
–3000 mm **–10'0"**	kg **lb**	*26 350 ***59,550**	*26 350 ***59,550**	*32 650 ***70,900**	*32 650 ***70,900**	*26 350 ***57,000**	23 200 **49,900**	*21 300 ***45,950**	16 700 **35,950**	*17 100 ***36,700**	13 000 **28,050**			*15 250 ***33,550**	11 900 **26,300**	9660 **31'6"**
–4500 mm **–15'0"**	kg **lb**	*32 400 ***70,200**	*32 400 ***70,200**	*27 450 ***59,250**	*27 450 ***59,250**	*22 550 ***48,500**	*22 550 ***48,500**	*18 100 ***38,650**	17 000 **36,700**					*14 650 ***32,100**	14 200 **31,600**	8600 **27'11"**
–6000 mm **–20'0"**	kg **lb**					*16 100 ***33,600**	*16 100 ***33,600**							*12 750 ***27,600**	*12 750 ***27,600**	7070 **22'9"**

* **ISO 10567**

*Indicates that the load is limited by hydraulic lifting capacity rather than tipping load. The above loads are in compliance with hydraulic excavator lift capacity standard ISO 10567:2007. They do not exceed 87% of hydraulic lifting capacity or 75% of tipping load. Weight of all lifting accessories must be deducted from the above lifting capacities. Lifting capacities are based on the machine standing on a firm, uniform supporting surface. The use of a work tool attachment point to handle/lift objects, could affect the machine lift performance.

**Lift capacities apply to both standard counterweight and counterweight with removal device.

Lift capacity stays with ±5% for all available track shoes.

Always refer to the appropriate Operation and Maintenance Manual for specific product information.

Reach Boom Lift Capacities – Standard Counterweight** – without Bucket, Heavy Lift: On

Long Variable Gauge Undercarriage

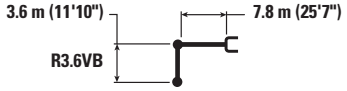

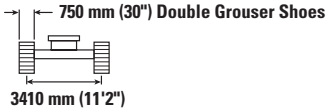

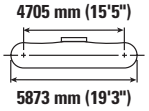

		3000 mm/10'0"		4500 mm/15'0"		6000 mm/20'0"		7500 mm/25'0"		9000 mm/30'0"		10 500 mm/35'0"				
																mm ft/in
10 500 mm 35'0"	kg lb													*16 150 *36,000	*16 150 *36,000	7760 24'10"
9000 mm 30'0"	kg lb									*15 700	15 050			*15 100 *33,400	14 850 *33,400	9070 29'4"
7500 mm 25'0"	kg lb							*16 950 *36,900	*16 950 *36,900	*15 750 *34,400	15 000 32,200			*14 650 *32,350	12 500 27,850	9980 32'6"
6000 mm 20'0"	kg lb					*21 500 *46,400	*21 500 *46,400	*18 300 *39,700	*18 300 *39,700	*16 350 *35,600	14 650 31,450	*15 200	11 300	*14 650 *32,250	11 100 24,650	10 610 34'8"
4500 mm 15'0"	kg lb					*24 750 *53,350	*24 750 *53,350	*20 050 *43,350	18 650 40,200	*17 250 *37,500	14 150 30,450	15 150 32,550	11 100 23,850	14 050 31,050	10 300 22,750	10 990 35'11"
3000 mm 10'0"	kg lb					*27 700 *59,750	24 500 52,900	*21 700 *46,950	17 750 38,300	*18 200 *39,500	13 650 29,350	14 850 31,950	10 800 23,250	13 550 29,850	9850 21,700	11 150 36'6"
1500 mm 5'0"	kg lb					*29 400 *63,550	23 450 50,450	*22 900 *49,550	17 050 36,750	18 300 39,450	13 200 28,400	14 600 31,400	10 550 22,750	13 450 29,550	9750 21,450	11 110 36'5"
0 mm 0'0"	kg lb			*37,700	*37,700	*29 600 *64,150	22 900 49,250	*23 300 *50,500	16 600 35,800	18 000 38,700	12 900 27,750	14 400 31,050	10 400 22,450	13 750 30,300	9950 21,900	10 860 35'7"
–1500 mm –5'0"	kg lb			*26 800 *61,450	*26 800 *61,450	*28 550 *61,950	22 750 48,900	*22 850 *49,450	16 400 35,350	17 850 38,400	12 750 27,450			14 600 32,250	10 550 23,250	10 390 34'0"
–3000 mm –10'0"	kg lb	*26 350 *59,550	*26 350 *59,550	*32 650 *70,900	*32 650 *70,900	*26 350 *57,000	22 850 49,200	*21 300 *45,950	16 450 35,450	*17 100 *36,700	12 800 27,650			*15 250 *33,550	11 700 25,950	9660 31'6"
–4500 mm –15'0"	kg lb	*32 400 *70,200	*32 400 *70,200	*27 450 *59,250	*27 450 *59,250	*22 550 *48,500	*22 550 *48,500	*18 100 *38,650	16 750 36,150					*14 650 *32,100	14 000 31,150	8600 27'11"
–6000 mm –20'0"	kg lb					*16 100 *33,600	*16 100 *33,600							*12 750 *27,600	*12 750 *27,600	7070 22'9"

* ISO 10567

*Indicates that the load is limited by hydraulic lifting capacity rather than tipping load. The above loads are in compliance with hydraulic excavator lift capacity standard ISO 10567:2007. They do not exceed 87% of hydraulic lifting capacity or 75% of tipping load. Weight of all lifting accessories must be deducted from the above lifting capacities. Lifting capacities are based on the machine standing on a firm, uniform supporting surface. The use of a work tool attachment point to handle/lift objects, could affect the machine lift performance.

**Lift capacities apply to both standard counterweight and counterweight with removal device.

Lift capacity stays with ±5% for all available track shoes.

Always refer to the appropriate Operation and Maintenance Manual for specific product information.

374 Hydraulic Excavator Specifications

Reach Boom Lift Capacities – Standard Counterweight** – without Bucket, Heavy Lift: On

Long Variable Gauge Undercarriage

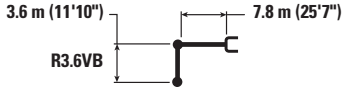

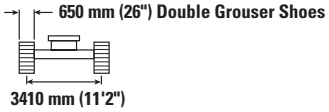

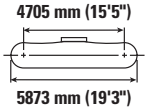

		3000 mm/10'0"		4500 mm/15'0"		6000 mm/20'0"		7500 mm/25'0"		9000 mm/30'0"		10 500 mm/35'0"				
																mm ft/in
10 500 mm **35'0"**	kg **lb**													*16 150 ***36,000**	*16 150 ***36,000**	7760 **24'10"**
9000 mm **30'0"**	kg **lb**									*15 700	14 950			*15 100 ***33,400**	14 750 **33,100**	9070 **29'4"**
7500 mm **25'0"**	kg **lb**							*16 950 ***36,900**	*16 950 ***36,900**	*15 750 ***34,400**	14 850 **31,900**			*14 650 ***32,350**	12 400 **27,600**	9980 **32'6"**
6000 mm **20'0"**	kg **lb**					*21 500 ***46,400**	*21 500 ***46,400**	*18 300 ***39,700**	*18 300 ***39,700**	*16 350 ***35,600**	14 500 **31,200**	*15 200	11 200	*14 650 ***32,250**	11 000 **24,400**	10 610 **34'8"**
4500 mm **15'0"**	kg **lb**					*24 750 ***53,350**	*24 750 ***53,350**	*20 050 ***43,350**	18 500 **39,850**	*17 250 ***37,500**	14 000 **30,150**	15 000 **32,200**	11 000 **23,600**	13 950 **30,750**	10 200 **22,500**	10 990 **35'11"**
3000 mm **10'0"**	kg **lb**					*27 700 ***59,750**	24 300 **52,400**	*21 700 ***46,950**	17 600 **37,950**	*18 200 ***39,500**	13 500 **29,100**	14 700 **31,650**	10 700 **23,050**	13 400 **29,550**	9750 **21,500**	11 150 **36'6"**
1500 mm **5'0"**	kg **lb**					*29 400 ***63,550**	23 200 **50,000**	*22 900 ***49,550**	16 900 **36,400**	18 150 **39,050**	13 050 **28,150**	14 450 **31,100**	10 450 **22,500**	13 300 **29,250**	9650 **21,200**	11 110 **36'5"**
0 mm **0'0"**	kg **lb**			***37,700**	***37,700**	*29 600 ***64,150**	22 650 **48,750**	*23 300 ***50,200**	16 450 **35,400**	17 800 **38,350**	12 750 **27,450**	14 250 **30,750**	10 300 **22,200**	13 600 **30,000**	9850 **21,650**	10 860 **35'7"**
–1500 mm **–5'0"**	kg **lb**			*26 800 ***61,450**	*26 800 ***61,450**	*28 550 ***61,950**	22 500 **48,400**	*22 850 ***49,450**	16 250 **35,000**	17 650 **38,000**	12 600 **27,200**			14 450 **31,900**	10 450 **23,000**	10 390 **34'0"**
–3000 mm **–10'0"**	kg **lb**	*26 350 ***59,550**	*26 350 ***59,550**	*32 650 ***70,900**	*32 650 ***70,900**	*26 350 ***57,000**	22 650 **48,700**	*21 300 ***45,950**	16 300 **35,100**	*17 100 ***36,700**	12 700 **27,350**			*15 250 ***33,550**	11 600 **25,650**	9660 **31'6"**
–4500 mm **–15'0"**	kg **lb**	*32 400 ***70,200**	*32 400 ***70,200**	*27 450 ***59,250**	*27 450 ***59,250**	*22 550 ***48,500**	*22 550 ***48,500**	*18 100 ***38,650**	16 600 **35,800**					*14 650 ***32,100**	13 850 **30,850**	8600 **27'11"**
–6000 mm **–20'0"**	kg **lb**					*16 100 ***33,600**	*16 100 ***33,600**							*12 750 ***27,600**	*12 750 ***27,600**	7070 **22'9"**

* **ISO 10567**

*Indicates that the load is limited by hydraulic lifting capacity rather than tipping load. The above loads are in compliance with hydraulic excavator lift capacity standard ISO 10567:2007. They do not exceed 87% of hydraulic lifting capacity or 75% of tipping load. Weight of all lifting accessories must be deducted from the above lifting capacities. Lifting capacities are based on the machine standing on a firm, uniform supporting surface. The use of a work tool attachment point to handle/lift objects, could affect the machine lift performance.

**Lift capacities apply to both standard counterweight and counterweight with removal device.

Lift capacity stays with ±5% for all available track shoes.

Always refer to the appropriate Operation and Maintenance Manual for specific product information.

Mass Boom Lift Capacities – Standard Counterweight** – without Bucket, Heavy Lift: On

Long Variable Gauge Undercarriage

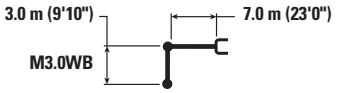

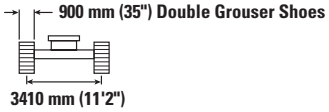

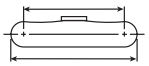

		3000 mm/10'0"		4500 mm/15'0"		6000 mm/20'0"		7500 mm/25'0"		9000 mm/30'0"				
														mm ft/in
9000 mm **30'0"**	kg **lb**											*15 100 ***33,500**	*15 100 ***33,500**	7350 **23'7"**
7500 mm **25'0"**	kg **lb**							*17 800 ***39,000**	*17 800 ***39,000**			*14 300 ***31,550**	*14 300 ***31,550**	8450 **27'5"**
6000 mm **20'0"**	kg **lb**					*21 400 ***46,300**	*21 400 ***46,300**	*18 650 ***40,600**	*18 650 ***40,600**	*17 200	14 350	*14 100 ***31,050**	13 850 **30,800**	9180 **29'11"**
4500 mm **15'0"**	kg **lb**			*33 250 ***71,100**	*33 250 ***71,100**	*24 350 ***52,550**	*24 350 ***52,550**	*20 100 ***43,550**	18 700 **40,300**	*17 700 ***38,550**	14 000 **30,100**	*14 350 ***31,550**	12 550 **27,700**	9620 **31'6"**
3000 mm **10'0"**	kg **lb**					*27 200 ***58,700**	24 850 **53,600**	*21 600 ***46,800**	17 850 **38,450**	*18 400 ***39,900**	13 550 **29,200**	*15 000 ***32,950**	11 850 **26,150**	9810 **32'1"**
1500 mm **5'0"**	kg **lb**					*28 950 ***62,650**	23 700 **51,050**	*22 700 ***49,150**	17 150 **36,950**	18 450 **39,650**	13 200 **28,350**	*16 150 ***35,550**	11 700 **25,800**	9760 **32'0"**
0 mm **0'0"**	kg **lb**			*31 750 ***73,600**	*31 750 ***73,600**	*29 250 ***63,350**	23 150 **49,750**	*23 000 ***49,800**	16 700 **36,000**	18 150 **39,100**	12 950 **27,850**	16 900 **37,200**	12 050 **26,550**	9480 **31'0"**
–1500 mm **–5'0"**	kg **lb**	*26 150 ***59,100**	*26 150 ***59,100**	*36 050 ***78,350**	*36 050 ***78,350**	*28 000 ***60,700**	23 000 **49,450**	*22 150 ***47,900**	16 550 **35,700**			*17 650 ***38,850**	13 100 **28,900**	8930 **29'2"**
–3000 mm **–10'0"**	kg **lb**	*38 850 ***84,650**	*38 850 ***84,650**	*31 650 ***68,600**	*31 650 ***68,600**	*25 100 ***54,200**	23 250 **50,000**	*19 550 ***41,850**	16 800 **36,200**			*17 400 ***38,250**	15 300 **33,900**	8060 **26'3"**
–4500 mm **–15'0"**	kg **lb**			*24 550 ***52,550**	*24 550 ***52,550**	*19 250 ***40,750**	*19 250 ***40,750**					*16 100 ***35,250**	*16 100 ***35,250**	6750 **21'10"**

* **ISO 10567**

*Indicates that the load is limited by hydraulic lifting capacity rather than tipping load. The above loads are in compliance with hydraulic excavator lift capacity standard ISO 10567:2007. They do not exceed 87% of hydraulic lifting capacity or 75% of tipping load. Weight of all lifting accessories must be deducted from the above lifting capacities. Lifting capacities are based on the machine standing on a firm, uniform supporting surface. The use of a work tool attachment point to handle/lift objects, could affect the machine lift performance.

**Lift capacities apply to both standard counterweight and counterweight with removal device.

Lift capacity stays with ±5% for all available track shoes.

Always refer to the appropriate Operation and Maintenance Manual for specific product information.

374 Hydraulic Excavator Specifications

Mass Boom Lift Capacities – Standard Counterweight** – without Bucket, Heavy Lift: On

Long Variable Gauge Undercarriage

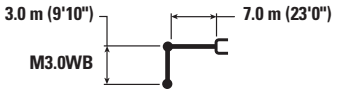

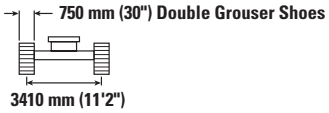

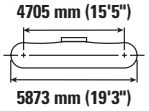

		3000 mm/10'0"		4500 mm/15'0"		6000 mm/20'0"		7500 mm/25'0"		9000 mm/30'0"				
														mm ft/in
9000 mm **30'0"**	kg **lb**											*15 100 ***33,500**	*15 100 ***33,500**	7350 **23'7"**
7500 mm **25'0"**	kg **lb**							*17 800 ***39,000**	*17 800 ***39,000**			*14 300 ***31,550**	*14 300 ***31,550**	8450 **27'5"**
6000 mm **20'0"**	kg **lb**					*21 400 ***46,300**	*21 400 ***46,300**	*18 650 ***40,600**	*18 650 ***40,600**	*17 200	14 150	*14 100 ***31,050**	13 650 **30,350**	9180 **29'11"**
4500 mm **15'0"**	kg **lb**			*33 250 ***71,100**	*33 250 ***71,100**	*24 350 ***52,550**	*24 350 ***52,550**	*20 100 ***43,550**	18 450 **39,750**	*17 700 ***38,550**	13 800 **29,700**	*14 350 ***31,550**	12 350 **27,300**	9620 **31'6"**
3000 mm **10'0"**	kg **lb**					*27 200 ***58,700**	24 500 **52,850**	*21 600 ***46,800**	17 600 **37,950**	*18 400 ***39,900**	13 350 **28,750**	*15 000 ***32,950**	11 700 **25,750**	9810 **32'1"**
1500 mm **5'0"**	kg **lb**					*28 950 ***62,650**	23 350 **50,350**	*22 700 ***49,150**	16 900 **36,400**	18 150 **39,050**	13 000 **27,950**	16 100 **35,400**	11 550 **25,400**	9760 **32'0"**
0 mm **0'0"**	kg **lb**			*31 750 ***73,600**	*31 750 ***73,600**	*29 250 ***63,350**	22 800 **49,050**	*23 000 ***49,800**	16 450 **35,450**	17 900 **38,550**	12 750 **27,450**	16 650 **36,650**	11 900 **26,150**	9480 **31'0"**
–1500 mm **–5'0"**	kg **lb**	*26 150 ***59,100**	*26 150 ***59,100**	*36 050 ***78,350**	*36 050 **78,050**	*28 000 ***60,700**	22 650 **48,700**	*22 150 ***47,900**	16 300 **35,150**			*17 650 ***38,850**	12 900 **28,450**	8930 **29'2"**
–3000 mm **–10'0"**	kg **lb**	*38 850 ***84,650**	*38 850 ***84,650**	*31 650 ***68,600**	*31 650 ***68,600**	*25 100 ***54,200**	22 900 **49,250**	*19 550 ***41,850**	16 550 **35,700**			*17 400 ***38,250**	15 050 **33,400**	8060 **26'3"**
–4500 mm **–15'0"**	kg **lb**			*24 550 ***52,550**	*24 550 ***52,550**	*19 250 ***40,750**	*19 250 ***40,750**					*16 100 ***35,250**	*16 100 ***35,250**	6750 **21'10"**

* **ISO 10567**

*Indicates that the load is limited by hydraulic lifting capacity rather than tipping load. The above loads are in compliance with hydraulic excavator lift capacity standard ISO 10567:2007. They do not exceed 87% of hydraulic lifting capacity or 75% of tipping load. Weight of all lifting accessories must be deducted from the above lifting capacities. Lifting capacities are based on the machine standing on a firm, uniform supporting surface. The use of a work tool attachment point to handle/lift objects, could affect the machine lift performance.

**Lift capacities apply to both standard counterweight and counterweight with removal device.

Lift capacity stays with ±5% for all available track shoes.

Always refer to the appropriate Operation and Maintenance Manual for specific product information.

Mass Boom Lift Capacities – Standard Counterweight** – without Bucket, Heavy Lift: On

Long Variable Gauge Undercarriage

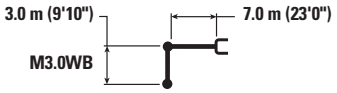

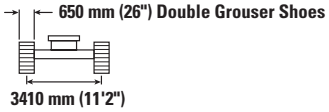

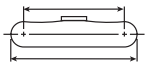

		3000 mm/10'0"		4500 mm/15'0"		6000 mm/20'0"		7500 mm/25'0"		9000 mm/30'0"				
														mm **ft/in**
9000 mm **30'0"**	kg **lb**											*15 100 ***33,500**	*15 100 ***33,500**	7350 **23'7"**
7500 mm **25'0"**	kg **lb**							*17 800 ***39,000**	*17 800 ***39,000**			*14 300 ***31,550**	*14 300 ***31,550**	8450 **27'5"**
6000 mm **20'0"**	kg **lb**					*21 400 ***46,300**	*21 400 ***46,300**	*18 650 ***40,600**	*18 650 ***40,600**	*17 200	14 050	*14 100 ***31,050**	13 550 **30,050**	9180 **29'11"**
4500 mm **15'0"**	kg **lb**			*33 250 ***71,100**	*33 250 ***71,100**	*24 350 ***52,550**	*24 350 ***52,550**	*20 100 ***43,550**	18 300 **39,400**	*17 700 ***38,550**	13 700 **29,400**	*14 350 ***31,550**	12 250 **27,050**	9620 **31'6"**
3000 mm **10'0"**	kg **lb**					*27 200 ***58,700**	24 300 **52,400**	*21 600 ***46,800**	17 450 **37,550**	*18 400 **39,550**	13 250 **28,500**	*15 000 ***32,950**	11 550 **25,500**	9810 **32'1"**
1500 mm **5'0"**	kg **lb**					*28 950 ***62,650**	23 150 **49,850**	*22 700 ***49,150**	16 750 **36,050**	18 000 **38,700**	12 850 **27,650**	15 900 **35,050**	11 400 **25,150**	9760 **32'0"**
0 mm **0'0"**	kg **lb**			*31 750 ***73,600**	*31 750 ***73,600**	*29 250 ***63,350**	22 550 **48,550**	*23 000 ***49,800**	16 300 **35,100**	17 700 **38,150**	12 600 **27,150**	16 450 **36,300**	11 750 **25,900**	9480 **31'0"**
–1500 mm **–5'0"**	kg **lb**	*26 150 ***59,100**	*26 150 ***59,100**	*36 050 ***78,350**	*36 050 **77,300**	*28 000 ***60,700**	22 450 **48,250**	*22 150 ***47,900**	16 150 **34,800**			*17 650 ***38,850**	12 750 **28,150**	8930 **29'2"**
–3000 mm **–10'0"**	kg **lb**	*38 850 ***84,650**	*38 850 ***84,650**	*31 650 ***68,600**	*31 650 ***68,600**	*25 100 ***54,200**	22 650 **48,800**	*19 550 ***41,850**	16 350 **35,350**			*17 400 ***38,250**	14 900 **33,050**	8060 **26'3"**
–4500 mm **–15'0"**	kg **lb**			*24 550 ***52,550**	*24 550 ***52,550**	*19 250 ***40,750**	*19 250 ***40,750**					*16 100 ***35,250**	*16 100 ***35,250**	6750 **21'10"**

* **ISO 10567**

*Indicates that the load is limited by hydraulic lifting capacity rather than tipping load. The above loads are in compliance with hydraulic excavator lift capacity standard ISO 10567:2007. They do not exceed 87% of hydraulic lifting capacity or 75% of tipping load. Weight of all lifting accessories must be deducted from the above lifting capacities. Lifting capacities are based on the machine standing on a firm, uniform supporting surface. The use of a work tool attachment point to handle/lift objects, could affect the machine lift performance.

**Lift capacities apply to both standard counterweight and counterweight with removal device.

Lift capacity stays with ±5% for all available track shoes.

Always refer to the appropriate Operation and Maintenance Manual for specific product information.

374 Hydraulic Excavator Specifications

Mass Boom Lift Capacities – Standard Counterweight** – without Bucket, Heavy Lift: On

Long Variable Gauge Undercarriage

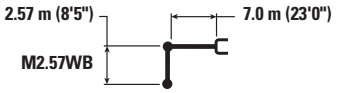

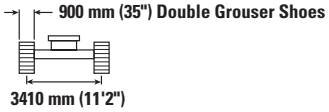

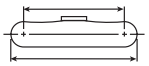

		3000 mm/10'0"		4500 mm/15'0"		6000 mm/20'0"		7500 mm/25'0"		9000 mm/30'0"				
														mm ft/in
9000 mm 30'0"	kg lb											*18 150 *40,350	*18 150 *40,350	6820 21'10"
7500 mm 25'0"	kg lb							*18 850 *41,450	*18 850 *41,450			*17 100 *37,750	*17 100 *37,750	8000 25'11"
6000 mm 20'0"	kg lb					*22 600 *48,900	*22 600 *48,900	*19 550 *42,600	19 400 41,750			*16 850 *37,100	14 950 33,200	8770 28'7"
4500 mm 15'0"	kg lb					*25 450 *54,950	*25 450 *54,950	*20 900 *45,300	18 650 40,150	*18 400 *40,100	14 000 30,100	*17 150 *37,750	13 450 29,700	9230 30'2"
3000 mm 10'0"	kg lb					*28 100 *60,650	24 700 53,250	*22 250 *48,150	17 850 38,450	18 900 40,650	13 600 29,300	17 600 38,800	12 700 28,000	9430 30'10"
1500 mm 5'0"	kg lb					*29 450 *63,750	23 700 51,050	*23 100 *50,100	17 200 37,100	18 550 39,900	13 300 28,650	17 450 38,450	12 550 27,650	9380 30'9"
0 mm 0'0"	kg lb			*29 500 *69,100	*29 500 *69,100	*29 300 *63,500	23 250 50,050	*23 150 *50,100	16 850 36,300	18 350	13 150	18 150 40,000	13 000 28,600	9080 29'9"
–1500 mm –5'0"	kg lb	*60,300	*60,300	*34 600 *75,450	*34 600 *75,450	*27 600 *59,850	23 250 50,000	*21 900 *47,300	16 800 36,200			*18 450 *40,650	14 250 31,400	8500 27'10"
–3000 mm –10'0"	kg lb	*34 200 *74,750	*34 200 *74,750	*29 800 *64,700	*29 800 *64,700	*24 100 *51,950	23 600 50,800	*18 350	17 200			*17 950 *39,500	16 950 37,600	7590 24'9"
–4500 mm –15'0"	kg lb			*21 750 *46,400	*21 750 *46,400	*16 700	*16 700					*15 900 *34,600	*15 900 *34,600	6170 19'11"

* ISO 10567

*Indicates that the load is limited by hydraulic lifting capacity rather than tipping load. The above loads are in compliance with hydraulic excavator lift capacity standard ISO 10567:2007. They do not exceed 87% of hydraulic lifting capacity or 75% of tipping load. Weight of all lifting accessories must be deducted from the above lifting capacities. Lifting capacities are based on the machine standing on a firm, uniform supporting surface. The use of a work tool attachment point to handle/lift objects, could affect the machine lift performance.

**Lift capacities apply to both standard counterweight and counterweight with removal device.

Lift capacity stays with ±5% for all available track shoes.

Always refer to the appropriate Operation and Maintenance Manual for specific product information.

Mass Boom Lift Capacities – Standard Counterweight** – without Bucket, Heavy Lift: On

Long Variable Gauge Undercarriage

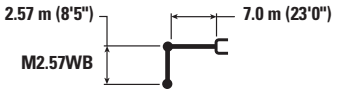

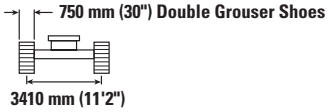

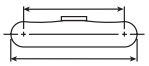

		3000 mm/10'0"		4500 mm/15'0"		6000 mm/20'0"		7500 mm/25'0"		9000 mm/30'0"				
														mm ft/in
9000 mm 30'0"	kg lb											*18 150 *40,350	*18 150 *40,350	6820 21'10"
7500 mm 25'0"	kg lb							*18 850 *41,450	*18 850 *41,450			*17 100 *37,750	*17 100 *37,750	8000 25'11"
6000 mm 20'0"	kg lb					*22 600 *48,900	*22 600 *48,900	*19 550 *42,600	19 150 41,250			*16 850 *37,100	14 750 32,750	8770 28'7"
4500 mm 15'0"	kg lb					*25 450 *54,950	*25 450 *54,950	*20 900 *45,300	18 400 39,600	*18 400 *40,100	13 800 29,650	*17 150 *37,750	13 250 29,300	9230 30'2"
3000 mm 10'0"	kg lb					*28 100 *60,650	24 350 52,500	*22 250 *48,150	17 600 37,900	18 600 40,050	13 450 28,900	17 350 38,250	12 500 27,600	9430 30'10"
1500 mm 5'0"	kg lb					*29 450 *63,750	23 350 50,350	*23 100 *50,100	16 950 36,550	18 250 39,300	13 100 28,200	17 200 37,900	12 350 27,200	9380 30'9"
0 mm 0'0"	kg lb			*29 500 *69,100	*29 500 *69,100	*29 300 *63,500	22 950 49,350	*23 150 *50,100	16 600 35,800	18 100	12 950	17 900 39,400	12 800 28,200	9080 29'9"
–1500 mm –5'0"	kg lb	*60,300	*60,300	*34 600 *75,450	*34 600 *75,450	*27 600 *59,850	22 900 49,300	*21 900 *47,300	16 550 35,700			*18 450 *40,650	14 050 30,950	8500 27'10"
–3000 mm –10'0"	kg lb	*34 200 *74,750	*34 200 *74,750	*29 800 *64,700	*29 800 *64,700	*24 100 *51,950	23 250 50,050	*18 350	16 950			*17 950 *39,500	16 700 37,050	7590 24'9"
–4500 mm –15'0"	kg lb			*21 750 *46,400	*21 750 *46,400	*16 700	*16 700					*15 900 *34,600	*15 900 *34,600	6170 19'11"

* ISO 10567

*Indicates that the load is limited by hydraulic lifting capacity rather than tipping load. The above loads are in compliance with hydraulic excavator lift capacity standard ISO 10567:2007. They do not exceed 87% of hydraulic lifting capacity or 75% of tipping load. Weight of all lifting accessories must be deducted from the above lifting capacities. Lifting capacities are based on the machine standing on a firm, uniform supporting surface. The use of a work tool attachment point to handle/lift objects, could affect the machine lift performance.

**Lift capacities apply to both standard counterweight and counterweight with removal device.

Lift capacity stays with ±5% for all available track shoes.

Always refer to the appropriate Operation and Maintenance Manual for specific product information.

374 Hydraulic Excavator Specifications

Mass Boom Lift Capacities – Standard Counterweight** – without Bucket, Heavy Lift: On

Long Variable Gauge Undercarriage

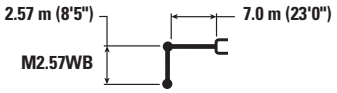

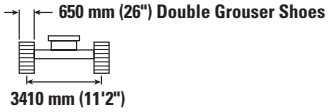

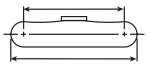

		3000 mm/10'0"		4500 mm/15'0"		6000 mm/20'0"		7500 mm/25'0"		9000 mm/30'0"				
														mm **ft/in**
9000 mm **30'0"**	kg **lb**											*18 150 ***40,350**	*18 150 ***40,350**	6820 **21'10"**
7500 mm **25'0"**	kg **lb**							*18 850 ***41,450**	*18 850 ***41,450**			*17 100 ***37,750**	*17 100 ***37,750**	8000 **25'11"**
6000 mm **20'0"**	kg **lb**					*22 600 ***48,900**	*22 600 ***48,900**	*19 550 ***42,600**	19 000 **40,850**			*16 850 ***37,100**	14 600 **32,450**	8770 **28'7"**
4500 mm **15'0"**	kg **lb**					*25 450 ***54,950**	*25 450 ***54,950**	*20 900 ***45,300**	18 200 **39,250**	*18 400 ***40,100**	13 700 **29,400**	*17 150 ***37,750**	13 150 **29,000**	9230 **30'2"**
3000 mm **10'0"**	kg **lb**					*28 100 ***60,650**	24 150 **52,050**	*22 250 ***48,150**	17 450 **37,550**	18 450 **39,650**	13 300 **28,600**	17 150 **37,850**	12 400 **27,300**	9430 **30'10"**
1500 mm **5'0"**	kg **lb**					*29 450 ***63,750**	23 150 **49,850**	*23 100 ***50,100**	16 800 **36,200**	18 100 **38,950**	12 950 **27,950**	17 050 **37,500**	12 250 **26,950**	9380 **30'9"**
0 mm **0'0"**	kg **lb**			*29 500 ***69,100**	*29 500 ***69,100**	*29 300 ***63,500**	22 700 **48,850**	*23 150 ***50,100**	16 450 **35,450**	17 900	12 800	17 700 **39,000**	12 650 **27,900**	9080 **29'9"**
–1500 mm **–5'0"**	kg **lb**	***60,300**	***60,300**	*34 600 ***75,450**	*34 600 ***75,450**	*27 600 ***59,850**	22 700 **48,800**	*21 900 ***47,300**	16 400 **35,350**			*18 450 ***40,650**	13 900 **30,650**	8500 **27'10"**
–3000 mm **–10'0"**	kg **lb**	*34 200 ***74,750**	*34 200 ***74,750**	*29 800 ***64,700**	*29 800 ***64,700**	*24 100 ***51,950**	23 050 **49,600**	*18 350	16 750			*17 950 ***39,500**	16 550 **36,700**	7590 **24'9"**
–4500 mm **–15'0"**	kg **lb**			*21 750 ***46,400**	*21 750 ***46,400**	*16 700	*16 700					*15 900 ***34,600**	*15 900 ***34,600**	6170 **19'11"**

* **ISO 10567**

*Indicates that the load is limited by hydraulic lifting capacity rather than tipping load. The above loads are in compliance with hydraulic excavator lift capacity standard ISO 10567:2007. They do not exceed 87% of hydraulic lifting capacity or 75% of tipping load. Weight of all lifting accessories must be deducted from the above lifting capacities. Lifting capacities are based on the machine standing on a firm, uniform supporting surface. The use of a work tool attachment point to handle/lift objects, could affect the machine lift performance.

**Lift capacities apply to both standard counterweight and counterweight with removal device.

Lift capacity stays with ±5% for all available track shoes.

Always refer to the appropriate Operation and Maintenance Manual for specific product information.

Bucket Specifications and Compatibility*

	Width		Capacity		Weight		Fill	Reach Boom	Mass Boom	
	mm	in	m^3	yd^3	kg	lb	%	R3.6 m (11'10")	M2.57 m (8'5")	M3.0 m (9'10")
No Coupler										
General Duty	2000	79	3.80	4.97	3649	8,045	100	⊖		
Heavy Duty	2000	79	3.80	4.97	3810	8,400	100	⊖		
General Duty	2150	85	5.00	6.54	4164	9,180	100		◉	⊖
Heavy Duty	2150	85	5.00	6.54	4340	9,569	100		◉	⊖
Severe Duty Spade	1950	77	4.10	5.36	4821	10,629	90		●	◉
	2050	81	4.40	5.75	4977	10,973	90		●	◉
	2150	85	4.60	6.02	5134	11,319	90		◉	⊖
	2250	89	5.00	6.54	5291	11,665	90		⊖	⊖
Extreme Duty Spade	2050	81	4.40	5.75	5768	12,717	90		◉	⊖
	2150	85	4.60	6.02	5955	13,129	90		⊖	⊖
	2250	89	5.00	6.54	6139	13,535	90		⊖	○
Maximum load with pin-on (payload + bucket)							kg	9995	12 920	11 895
							lb	22,035	28,484	26,224
With Cat Pin Grabber Coupler										
General Duty	2000	79	3.80	4.97	3649	8,045	100	○		
Heavy Duty	2000	79	3.80	4.97	3810	8,400	100	○		
Maximum load with coupler (payload + bucket)							kg	8600		
							lb	18,960		
With CW-70										
Severe Duty Spade	1950	77	4.00	5.23	4795	10,572	90		◉	⊖
	2050	81	4.40	5.75	4950	10,913	90		⊖	⊖
Extreme Duty Spade	2050	81	4.40	5.75	5551	12,238	90		⊖	○
Maximum load with coupler (payload + bucket)							kg		11 639	10 617
							lb		25,660	23,406

*Matches apply to both standard counterweight and counterweight with removal device.

The above loads are in compliance with hydraulic excavator standard EN474-5:2006 + A3:2013, they do not exceed 87% of hydraulic lifting capacity or 75% of tipping capacity with front linkage fully extended at ground line with bucket curled.

Capacity based on ISO 7451:2007.

Bucket weight with General Duty tips.

Maximum Material Density:

- ● 2100 kg/m^3 (3,500 lb/yd^3)
- ◉ 1800 kg/m^3 (3,000 lb/yd^3)
- ⊖ 1500 kg/m^3 (2,500 lb/yd^3)
- ○ 1200 kg/m^3 (2,000 lb/yd^3)

Caterpillar recommends using appropriate work tools to maximize the value customers receive from our products. Use of work tools, including buckets, which are outside of Caterpillar's recommendations or specifications for weight, dimensions, flows, pressures, etc. may result in less-than-optimal performance, including but not limited to reductions in production, stability, reliability, and component durability. Improper use of a work tool resulting in sweeping, prying, twisting and/or catching of heavy loads will reduce the life of the boom and stick.

Attachments Offering Guide**

Not all attachments are available in all regions. Consult your Cat dealer for configurations available in your region.

✓ Match | ✓* Working range front only | No Match | ● 1800 kg/m³ (3,000 lb/yd³) | ○ 1200 kg/m³ (2,000 lb/yd³)

PIN-ON ATTACHMENTS				
Boom Type		**Reach Boom**	**Mass Boom**	
Stick Length		**R3.60 m (11'10")**	**M2.57 m (8'5")**	**M3.00 m (9'10")**
Hydraulic Hammers	H180 S	✓	✓	✓
Multi-Processors	MP365 Concrete Cutter Jaw	✓	✓	✓
	MP365 Demolition Jaw	✓	✓	✓
	MP365 Pulverizer Jaw	✓	✓	✓
	MP365 Shear Jaw	✓	✓	✓
Mobile Scrap and Demolition Shears	S3070	✓	✓	✓
Crushers	P360	✓	✓	✓
Orange Peel Grapples	GSM-60-3750		○	○
Hydraulic Transfer Grab	CTV40-3500	○	●	●
	CTV40-4000	○	●	○
	CTV40-4500		○	○
	CTV40-5000		○	○

CAT PIN GRABBER COUPLER ATTACHMENTS		
Boom Type		**Reach Boom**
Stick Length		**R3.60 m (11'10")**
Hydraulic Hammers	H180 S	✓
Multi-Processors	MP365 Concrete Cutter Jaw	✓
	MP365 Demolition Jaw	✓
	MP365 Pulverizer Jaw	✓
	MP365 Shear Jaw	✓
Crushers	P360	✓

CW-70 DEDICATED COUPLER ATTACHMENTS				
Boom Type		**Reach Boom**	**Mass Boom**	
Stick Length		**R3.60 m (11'10")**	**M2.57 m (8'5")**	**M3.00 m (9'10")**
Hydraulic Hammers	H180 S	✓	✓	✓
Multi-Processors	MP365 Concrete Cutter Jaw	✓	✓	✓
	MP365 Demolition Jaw	✓	✓	✓
	MP365 Pulverizer Jaw	✓	✓	✓
	MP365 Shear Jaw	✓	✓	✓
Mobile Scrap and Demolition Shears	S3070	✓*	✓	✓
	S3070 Flat Top		✓	✓
Crushers	P360	✓	✓	✓

BOOM-MOUNT ATTACHMENTS			
Boom Type		**Reach Boom**	**Mass Boom**
Mobile Scrap and Demolition Shears	S2090	✓	✓
	S3090	✓	✓

**Matches apply to both standard counterweight and counterweight with removal device.

Standard and Optional Equipment

Standard and optional equipment may vary. Consult your Cat dealer for details.

	Standard	Optional
TECHNOLOGY		
Cat Product Link™	✓	
Work tool recognition	✓	
Work tool tracking*	✓	
Laser catcher		✓
Cat GRADE with 2D and offset memory	✓	
Cat GRADE with Advanced 2D		✓
Cat GRADE with 3D connectivity: – Virtual Reference Station** – Internet Base Service Station** – Trimble Connected Community**		✓
Lift Assist	✓	
Cat PAYLOAD: – Static weigh – Semi-automatic calibration – Payload/cycle information – USB reporting capability	✓	
2D E-Fence: – E-ceiling – E-floor – E-swing – E-wall – E-cab avoidance	✓	
Auto hammer stop	✓	
Remote Services capability	✓	
ENGINE		
Cold start block heaters		✓
Three selectable modes: Power, Smart, Eco	✓	
Automatic engine speed control	✓	
Up to 4500 m (14,764 ft) altitude capability	✓	
52° C (126° F) high-ambient cooling capacity	✓	
–18° C (0° F) cold start capability	✓	
–32° C (–25° F) cold start capability		✓
Hydraulic reverse fan	✓	
Double element filter with integrated precleaner air filter	✓	
Three vertical side-by-side cooling system	✓	
95 Amp alternator	✓	
Biodiesel capable up to B20	✓	
DEF Tank – 80 L (21.1 gal)	✓	

*Paired with PL161 attachment locator
**Subscription required

	Standard	Optional
HYDRAULIC SYSTEM		
SmartBoom™		✓
Boom and stick regeneration circuit	✓	
Electronic main control valve	✓	
Dedicated closed loop swing circuit	✓	
Heavy lift mode	✓	
Automatic hydraulic oil warm up	✓	
Automatic swing parking brake	✓	
High performance hydraulic return filter	✓	
Two speed travel	✓	
Bio hydraulic oil and filter	✓	
Advanced tool control		✓
Medium-pressure auxiliary circuit		✓
Quick coupler circuit		✓
UNDERCARRIAGE AND STRUCTURES		
Long variable gauge undercarriage	✓	
Towing eye on base frame	✓	
Track guiding guard, segmented, three-piece		✓
Track guiding guard, two piece, full-length		✓
Swivel guard	✓	
Grease lubricated track	✓	
Standard counterweight	✓	
Counterweight with removal device		✓
650 mm (26") HD double grouser track shoes		✓
750 mm (30") HD double grouser track shoes		✓
900 mm (35") HD double grouser track shoes		✓
HD bottom guard	✓	
HD travel motor guard	✓	

(continued on next page)

Standard and Optional Equipment *(continued)*

Standard and optional equipment may vary. Consult your Cat dealer for details.

	Standard	Optional
BOOMS, STICKS AND LINKAGES		
7.0 m (23'0") Mass boom		✓
7.8 m (25'7") Reach boom		✓
2.57 m (8'5") Mass stick		✓
3.00 m (9'10") Mass stick		✓
3.60 m (11'10") Reach stick		✓
Bucket Linkage, VB family with lifting eye, Cat GRADE		✓
Bucket Linkage, VB family without lifting eye, Cat GRADE		✓
Bucket Linkage, WB family with lifting eye, Cat GRADE		✓
Bucket Linkage, WB family without lifting eye, Cat GRADE		✓
ELECTRICAL SYSTEM		
Maintenance-free 1,400 CCA batteries (×2)	✓	
Centralized electrical disconnect switch	✓	
Chassis light	✓	
LED boom and cab lights		✓
Exterior lights (integrated into storage box)	✓	

	Standard	Optional
SERVICE AND MAINTENANCE		
Auto lube ready	✓	
Grouped location for engine oil and fuel filters	✓	
S·O·S℠ sampling ports	✓	
QuickEvac™ maintenance ready	✓	
Electric refueling pump with auto shutoff		✓
SAFETY AND SECURITY		
Caterpillar One Key security system	✓	
Lockable external tool/storage box	✓	
Lockable door, fuel, and hydraulic tank locks	✓	
Lockable fuel drain compartment	✓	
Service platforms with anti-skid plate	✓	
Right-hand handrail and hand hold (ISO 2867:2011 compliant)	✓	
Standard visibility mirror package	✓	
Signaling/warning horn	✓	
Ground-level secondary engine shutoff switch	✓	
Rear and right-hand-sideview cameras	✓	
360° visibility		✓
Boom lowering check valve		✓
Stick lowering check valve		✓
Walkway	✓	
Tilt-up walkway		✓

Dealer Installed Kits and Attachments

Attachments may vary. Consult your Cat dealer for details.

CAB

- Radial lower wiper
- Joystick with horizontal sliders
- LH/RH electrical pedal for tool control
- Dual exit rear window kit
- Front windshield laminated glass (P5A glass, EU demolition regulation)

ELECTRICAL

- LED premium lights, 1,200 lumens on chassis, 850 lumens on boom and cab

ELECTRICAL

- 1,800 lumen LED premium surround lights

SAFETY AND SECURITY

- Bluetooth® key fob
- 76 mm (3") retractable seat belt

GUARDS

- FOGS (not compatible with cab light cover, rain protector)
- Mesh guard full front (not compatible with cab light cover, rain protector)
- Mesh guard lower half front
- Full protecting vandalism guard
- Rain protector for front windshield plus cab light cover

OTHER ATTACHMENTS

- GNSS antennae

374 Cab Options

Cab Options

	Deluxe	Premium
Sound suppressed cab with viscount mounts	●	●
High-resolution 254 mm (10") LCD touch screen monitor	●	●
Additional high-resolution LCD touch screen monitor for Cat GRADE Advanced 2D and 3D	○	○
Automatic bi-level air conditioner	●	●
Jog dial and shortcut keys for monitor control	●	●
Keyless push-to-start engine control	●	●
Height-adjustable console, infinite with no tool	●	●
Tilt-up left-side console	●	●
Heated seat with air-adjustable suspension	●	X
Heated and cooled seat with automatic adjustable suspension	X	●
51 mm (2") orange seat belt	●	●
Bluetooth integrated radio (including USB, aux port and microphone)	●	●
2 × 12V DC outlets	●	●
Document storage	●	●
Rear head storage net and lunchbox storage net	●	●
Cup and bottle holders	●	●
Fixed one-piece windshield	X	○
Openable two-piece front window	●	○
Upper radial wiper with washer	●	X
Parallel wiper with washer	X	●
Openable polycarbonate skylight hatch	●	○
Fixed glass laminated skylight	X	○
LED dome light	●	●
Floor welcome light	●	●
Roller front sunscreen	●	●
Roller rear sunscreen	○	●
Rear window emergency exit	●	●
Washable floor mat	●	●
Beacon ready	●	●

● Standard

○ Optional

X Not available

For more complete information on Cat products, dealer services, and industry solutions, visit us on the web at **www.cat.com**

© 2020 Caterpillar
All rights reserved

Materials and specifications are subject to change without notice. Featured machines in photos may include additional equipment. See your Cat dealer for available options.

CAT, CATERPILLAR, LET'S DO THE WORK, their respective logos, "Caterpillar Corporate Yellow," the "Power Edge" and Cat "Modern Hex" trade dress as well as corporate and product identity used herein, are trademarks of Caterpillar and may not be used without permission.

AEXQ2895 (05-2020)
Build Number: 07A
(Europe)